

Pricelist

EMERGE

ELEVATE

ELITE

MASTERPIECE

ASPIRATIONS




INSPIRE SOUTH AUSTRALIA

EMERGE RANGE	18/12/2025 Page 1 of 4
--------------	--------------------------

SINGLE STOREY

Design	Size (m2)	Lot Width (m)	Lot Depth (m)				Price
Barclay 19	178.36	10	30	3	2	1	P.O.A
Bronson 19	179.98	10	32	4	2	1	P.O.A
Enfield 19	182.41	10.5	30	3	2	2	P.O.A
Everett 21	201.7	12.5	28	3	2	2	P.O.A
Gardiner 17	164.06	12.5	25	3	2	2	P.O.A
Gardiner 20	186	12.5	28	3	2	2	P.O.A
Leighton 17	160.15	12.5	25	3	2	2	P.O.A
Leighton 20	189.85	12.5	28	4	2	2	P.O.A
Maher 23	221.04	12.5	30	4	2	2	P.O.A
Miller 24	222.24	12.5	30	4	2	2	P.O.A
Monohan 26	247.38	16	28	5	2	2	P.O.A
Rankin 20	190.82	12.5	28	3	2	2	P.O.A

DOUBLE STOREY




Design	Size (m2)	Lot Width (m)	Lot Depth (m)				Price
--------	-----------	---------------	---------------	--------------------------------------------------------------------------------------	---------------------------------------------------------------------------------------	---------------------------------------------------------------------------------------	-------

Terms & Conditions: Pricing is indicative only and based on included façade and standard inclusions only. Prices listed in this document are for the region selected only. Please speak to a New Home Specialist for pricing if building outside of these areas. Pricing does not include any upgrades, site costs, estate covenants or local government charges. Please speak to a New Home Specialist to obtain a detailed quotation. Simonds reserves the right to change or withdraw pricing at any time.

Home Price List ^{2/4}

Bartel 25	237.74	14	25	4	2	2	P.O.A
Parker 24	226.89	12.5	25	3	2	2	P.O.A
ELEVATE RANGE						18/12/2025 Page 2 of 4	

SINGLE STOREY




Design	Size (m2)	Lot Width (m)	Lot Depth (m)				Price
Aitken 27	250.3	14	30	4	2	2	P.O.A
Anderson 24	229.07	16		3	2	2	P.O.A
Anderson 30	279.39	16		4	2	2	P.O.A
Balfour 28	264.94	16		4	2	2	P.O.A
Boyd 25	236.99	14	30	4	2	2	P.O.A
Dempsey 17	161.99	9	30	3	2	1	P.O.A
Everett 24	220.93	12.5	30	4	2	2	P.O.A
Gardiner 23	213.78	12.5	30	4	2	2	P.O.A
Gardiner 25	231.91	12.5	32	4	2	2	P.O.A
Harley 25	238.03	20	30	4	2	2	P.O.A
Highett 26	243.07	16	28	4	2	2	P.O.A
Highett 29	273.14	16	30	4	2	2	P.O.A

Terms & Conditions: Pricing is indicative only and based on included façade and standard inclusions only. Prices listed in this document are for the region selected only. Please speak to a New Home Specialist for pricing if building outside of these areas. Pricing does not include any upgrades, site costs, estate covenants or local government charges. Please speak to a New Home Specialist to obtain a detailed quotation. Simonds reserves the right to change or withdraw pricing at any time.

Home Price List ^{3/4}

Jacaranda 45	417.35	40		4	3	2	P.O.A
Mangrove 45	421.37	34	22	4	2	2	P.O.A
Marshall 26	247.15	15	28	4	2	2	P.O.A
Marshall 29	269.39	15	30	4	2	2	P.O.A
Mayne 28	258.37	16	28	4	2	2	P.O.A
Mayne 30	283.7	16	30	4	2	2	P.O.A
Menzel 23	216.88	12.5	30	4	2	2	P.O.A
Milburn 26	244.29	15	28	4	2	2	P.O.A
Milburn 29	269.47	15		4	2	2	P.O.A
Milburn 31	287.26	15	32	4	2	2	P.O.A
Miller 25	237.96	12.5	32	4	2	2	P.O.A
Rankin 23	214.99	12.5	30	4	2	2	P.O.A
Rocklea 39	363.28	32		4	2	2	P.O.A
Rocklea 42	395.51	33		4	2	2	P.O.A

DOUBLE STOREY




Design	Size (m2)	Lot Width (m)	Lot Depth (m)				Price
Bowden 36	337.67	12.5		5	3	2	P.O.A

Terms & Conditions: Pricing is indicative only and based on included façade and standard inclusions only. Prices listed in this document are for the region selected only. Please speak to a New Home Specialist for pricing if building outside of these areas. Pricing does not include any upgrades, site costs, estate covenants or local government charges. Please speak to a New Home Specialist to obtain a detailed quotation. Simonds reserves the right to change or withdraw pricing at any time.

Home Price List ^{4/4}

Chisholm 41	385.03	15	30	5	3	2	P.O.A
Cordner 36	333.07	14	28	5	3	2	P.O.A
Singleton 34	321.09	12.5		4	3	2	P.O.A
Stanlake 37	349.54	14		5	3	2	P.O.A
Wilton 32	296.98	10	33	5	3	2	P.O.A
ELITE RANGE						18/12/2025 Page 4 of 4	

DOUBLE STOREY

Design	Size (m2)	Lot Width (m)	Lot Depth (m)				Price
Hynes 30	280.86	9		5	3	2	P.O.A
Sutcliffe 51	471.43	15	32	5	4	2	P.O.A

SINGLE STOREY

Design	Size (m2)	Lot Width (m)	Lot Depth (m)				Price
Luxford 34	320.06	16	33	4	2	2	P.O.A
Rayner 32	303.45	16	32	4	2	2	P.O.A
Riccardi 29	269.39	15	30	4	3	2	P.O.A
Sandford 32	303.41	18	32	5	2	2	P.O.A
Whelan 33	305.85	16	32	4	2	2	P.O.A

Terms & Conditions: Pricing is indicative only and based on included façade and standard inclusions only. Prices listed in this document are for the region selected only. Please speak to a New Home Specialist for pricing if building outside of these areas. Pricing does not include any upgrades, site costs, estate covenants or local government charges. Please speak to a New Home Specialist to obtain a detailed quotation. Simonds reserves the right to change or withdraw pricing at any time.