



Pricelist

EMERGE

ELEVATE

ELITE

MASTERPIECE

ASPIRATIONS

INSPIRE SOUTH AUSTRALIA

Home Price List ^{1/4}



EMERGE RANGE

26/05/2026 | Page 1 of 4

SINGLE STOREY

Design	Size (m2)	Lot Width (m)	Lot Depth (m)				Price
Barclay 19	178.36	10	30	3	2	1	\$272,400
Bronson 19	179.98	10	32	4	2	1	\$277,100
Enfield 19	182.41	10.5	30	3	2	2	\$271,300
Everett 21	201.7	12.5	28	3	2	2	\$283,000
Gardiner 17	164.06	12.5	25	3	2	2	\$257,400
Gardiner 20	186	12.5	28	3	2	2	\$267,800
Leighton 17	160.15	12.5	25	3	2	2	\$251,900
Leighton 20	189.85	12.5	28	4	2	2	\$277,200
Maher 23	221.04	12.5	30	4	2	2	\$296,200
Miller 24	222.24	12.5	30	4	2	2	\$297,000
Monohan 26	247.38	16	28	5	2	2	\$318,300
Rankin 20	190.82	12.5	28	3	2	2	\$275,400




DOUBLE STOREY

Design	Size (m2)	Lot Width (m)	Lot Depth (m)				Price
--------	-----------	---------------	---------------	---	---	---	-------

Terms & Conditions: Pricing is indicative only and based on included façade and standard inclusions only. Prices listed in this document are for the region selected only. Please speak to a New Home Specialist for pricing if building outside of these areas. Pricing does not include any upgrades, site costs, estate covenants or local government charges. Please speak to a New Home Specialist to obtain a detailed quotation. Simonds reserves the right to change or withdraw pricing at any time.

Bartel 25	237.74	14	25	4	2	2	\$375,300
Parker 24	226.89	12.5	25	3	2	2	\$374,800
ELEVATE RANGE						26/05/2026 Page 2 of 4	




SINGLE STOREY

Design	Size (m2)	Lot Width (m)	Lot Depth (m)				Price
Aitken 27	250.3	14	30	4	2	2	\$352,400
Anderson 24	229.07	16		3	2	2	\$335,400
Anderson 30	279.39	16		4	2	2	\$382,200
Balfour 28	264.94	16		4	2	2	\$370,100
Boyd 25	236.99	14	30	4	2	2	\$339,100
Dempsey 17	161.99	9	30	3	2	1	\$286,500
Everett 24	220.93	12.5	30	4	2	2	\$325,600
Gardiner 23	213.78	12.5	30	4	2	2	\$323,300
Gardiner 25	231.91	12.5	32	4	2	2	\$335,500
Harley 25	238.03	20	30	4	2	2	\$338,100
Highett 26	243.07	16	28	4	2	2	\$346,800
Highett 29	273.14	16	30	4	2	2	\$370,500

Terms & Conditions: Pricing is indicative only and based on included façade and standard inclusions only. Prices listed in this document are for the region selected only. Please speak to a New Home Specialist for pricing if building outside of these areas. Pricing does not include any upgrades, site costs, estate covenants or local government charges. Please speak to a New Home Specialist to obtain a detailed quotation. Simonds reserves the right to change or withdraw pricing at any time.

Jacaranda 45	417.35	40		4	3	2	\$517,700
Mangrove 45	421.37	34	22	4	2	2	\$486,400
Marshall 26	247.15	15	28	4	2	2	\$352,900
Marshall 29	269.39	15	30	4	2	2	\$375,400
Mayne 28	258.37	16	28	4	2	2	\$364,400
Mayne 30	283.7	16	30	4	2	2	\$380,100
Menzel 23	216.88	12.5	30	4	2	2	\$329,100
Milburn 26	244.29	15	28	4	2	2	\$347,100
Milburn 29	269.47	15		4	2	2	\$367,900
Milburn 31	287.26	15	32	4	2	2	\$393,200
Miller 25	237.96	12.5	32	4	2	2	\$339,900
Rankin 23	214.99	12.5	30	4	2	2	\$319,800
Rocklea 39	363.28	32		4	2	2	\$426,800
Rocklea 42	395.51	33		4	2	2	\$442,600

DOUBLE STOREY

Design	Size (m2)	Lot Width (m)	Lot Depth (m)				Price
Bowden 36	337.67	12.5		5	3	2	\$515,500




Terms & Conditions: Pricing is indicative only and based on included façade and standard inclusions only. Prices listed in this document are for the region selected only. Please speak to a New Home Specialist for pricing if building outside of these areas. Pricing does not include any upgrades, site costs, estate covenants or local government charges. Please speak to a New Home Specialist to obtain a detailed quotation. Simonds reserves the right to change or withdraw pricing at any time.

Chisholm 41	385.03	15	30	5	3	2	\$530,000
Cordner 36	333.07	14	28	5	3	2	\$494,500
Singleton 34	321.09	12.5		4	3	2	\$492,300
Stanlake 37	349.54	14		5	3	2	\$501,400
Wilton 32	296.98	10	33	4	3	2	\$467,000

ELITE RANGE

26/05/2026 | Page 4 of 4

DOUBLE STOREY

Design	Size (m2)	Lot Width (m)	Lot Depth (m)				Price
Hynes 30	280.86	9		5	3	2	\$570,400
Sutcliffe 51	471.43	15	32	5	4	2	\$716,900

SINGLE STOREY

Design	Size (m2)	Lot Width (m)	Lot Depth (m)				Price
Luxford 34	320.06	16	33	4	2	2	\$459,900
Rayner 32	303.45	16	32	4	2	2	\$435,200
Riccardi 29	269.39	15	30	4	3	2	\$427,300
Sandford 32	303.41	18	32	5	2	2	\$448,400
Whelan 33	305.85	16	32	4	2	2	\$454,000

Terms & Conditions: Pricing is indicative only and based on included façade and standard inclusions only. Prices listed in this document are for the region selected only. Please speak to a New Home Specialist for pricing if building outside of these areas. Pricing does not include any upgrades, site costs, estate covenants or local government charges. Please speak to a New Home Specialist to obtain a detailed quotation. Simonds reserves the right to change or withdraw pricing at any time.